TRANSTRONIC®

INKLINATOR® CMI-WIFI, WITH LOGGING



CMI master unit with built-in WiFi for use with Remote display.

The remote display is a smartphone with the CMI WIFI app installed and is mounted either on the rig or on the rig radio control. With the CMI WIFI remote display app, the user can monitor and log (option) drill data during operation.

Increased flexibility = Increased productivity

TRANSTRONIC®

Transtronic AB S-731 24 Köping, Sweden Phone +46 221 84 770 www.transtronic.se

As an option there is a version of the CMI app that comes with a logging functionality. The app saves Blast, Shift and Hole data into a local database in the cellphone which can be viewed in the app at any time (see image below with an example of shift data display).

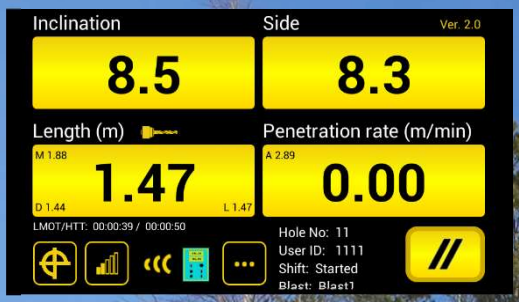

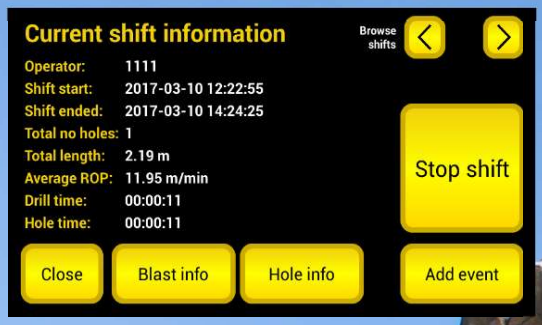

The user can manually add free text (events) during drilling to be saved with current shift and hole data. The saved data can be exported from the app database at any time to a semicolon separated file (csv) which can be opened and read with a spreadsheet application (see images below).

	A	B	C	D	E	F	G	H	I
1	Shift report								
2									
3	User ID	1118							
4	Shift start	2017-03-20 10:55							
5	Shift end	2017-03-20 10:57							
6	Blast name	Blast 5							
7	Total no holes	2							
8	Total length	4.56 m							
9	Average ROP	5.82 m/min							
10	Drill time	00:00:47							
11									
12	Shift Holes								
13	HoleNo	UserID	StartDateTime	EndDateTime	Inclination	SideAngle	DrillTime	DrillLength	AverageROP
14	[#]	[#]	[yyyy-mm-dd hh:mm:ss]	[yyyy-mm-dd hh:mm:ss]	[#]	[#]	[hh:mm:ss]	[m]	[m/min]
15	1	1118	2017-03-20 10:55	2017-03-20 10:56	10.3	16.6	00:00:19	1.76	5.56
16	2	1118	2017-03-20 10:56	2017-03-20 10:57	10.3	16.6	00:00:28	2.8	6.0
17									
18	Shift Events								
19	HoleNo	UserID	EventDateTime	DrilledLength	EventText				
20	[#]	[#]	[yyyy-mm-dd hh:mm:ss]	[m]	[#]				
21	1	1118	2017-03-20 10:56	1.1	User entered event 1				
22	2	1118	2017-03-20 10:57	1.46	User entered event 2				
23									

	A	B	C	D	E	F	G	H	I	J	K	L	M
1	BlastID	BlastName	ShiftID	UserID	HoleID	Date Time	Inclination	Side Angle	Log interval time (ms)	Drilled Length (m)	Peneteration Rate (m/min)	Date Time Exported	Logdata Filename
2	30	The Blast	10	1111	14	2017-03-16 13:22	-11.8	37.9	2459	0.03	0.49	2017-03-16 13:22	LogData_143233_20170316_1.csv
3	30	The Blast	10	1111	14	2017-03-16 13:22	-11.8	37.9	602	0.04	1.99	2017-03-16 13:22	LogData_143233_20170316_1.csv
4	30	The Blast	10	1111	14	2017-03-16 13:22	-11.9	37.9	210	0.06	5.71	2017-03-16 13:22	LogData_143233_20170316_1.csv
5	30	The Blast	10	1111	14	2017-03-16 13:22	-11.8	37.9	287	0.09	4.18	2017-03-16 13:22	LogData_143233_20170316_1.csv
6	30	The Blast	10	1111	14	2017-03-16 13:22	-11.8	37.9	361	0.12	3.32	2017-03-16 13:22	LogData_143233_20170316_1.csv
7	30	The Blast	10	1111	14	2017-03-16 13:22	-11.8	37.9	85	0.12	14.12	2017-03-16 13:22	LogData_143233_20170316_1.csv
8	30	The Blast	10	1111	14	2017-03-16 13:22	-11.8	37.9	329	0.14	3.65	2017-03-16 13:22	LogData_143233_20170316_1.csv
9	30	The Blast	10	1111	14	2017-03-16 13:22	-11.8	37.9	109	0.16	11.01	2017-03-16 13:22	LogData_143233_20170316_1.csv
10	30	The Blast	10	1111	14	2017-03-16 13:22	-11.8	37.9	300	0.2	4.0	2017-03-16 13:22	LogData_143233_20170316_1.csv
11	30	The Blast	10	1111	14	2017-03-16 13:22	-11.9	37.9	167	0.2	7.19	2017-03-16 13:22	LogData_143233_20170316_1.csv
12	30	The Blast	10	1111	14	2017-03-16 13:22	-11.9	37.9	48	0.22	25.0	2017-03-16 13:22	LogData_143233_20170316_1.csv

Export of Shift and Hole files can be done directly from the app to a USB connected compatible flash drive or if the cellphone is connected to Internet, by sending it as an attachment in an email to registered email receivers or by uploading them to a personal cloud store like Dropbox™.